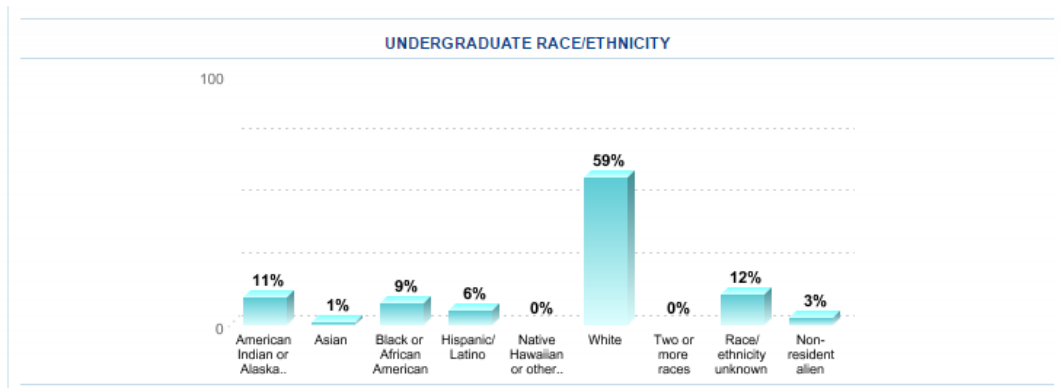


The Higher Education opportunity Act of 2008 requires colleges and universities to provide the following information to prospective student athletes, their parents, their high school coaches, and their high school counselors. Any questions regarding the details or interpretation of this data may be directed to the OKWU Registrar's Office at registrar@okwu.edu

**Institutional Ethnicity Statistics as reported to IPEDS.**

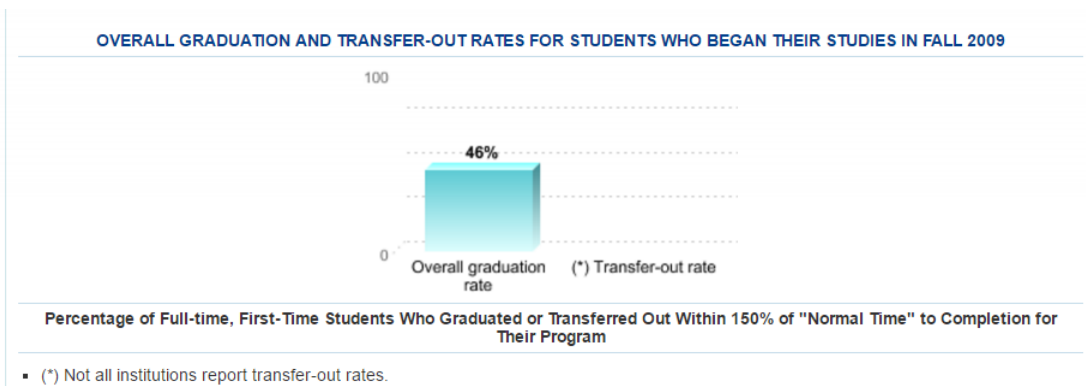


**Student-Athlete Ethnicity and Gender Statistics**

OKWU Fall 2015 Athletic Enrollment by Gender/Ethnicity			
	Male	Female	Total
Non-Resident/Alien	37	7	44
Hispanic/Latino	23	6	29
American Indian or Alaska Native	7	8	15
Asian	0	0	0
Black or African America	26	14	40
Native Hawaiian or Pacific Islander	0	0	0
White	105	94	199
Two or More	36	23	59
Race and Ethnicity Unknown	5	2	7
	239	154	393

Percentages are on horizontal line (per athletic program)	Demographics									Total
	Non-Resident Alien	Hispanic/Latino	American Indian	Asian	Black or African American	Native Hawaiian	White	Two or More	Unknown	
Men's Baseball	5%	9%	1%	0%	1%	0%	65%	17%	1%	100%
Men's Basketball	5%	2%	5%	0%	39%	0%	32%	17%	0%	100%
Men's Golf	29%	8%	8%	0%	0%	0%	46%	8%	0%	100%
Men's Soccer	34%	16%	0%	0%	3%	0%	29%	15%	3%	100%
Men's Tennis	0%	33%	0%	0%	0%	0%	67%	0%	0%	100%
Men's Track /CC	0%	14%	14%	0%	0%	0%	29%	14%	29%	100%
<b>Men's Total</b>	15%	10%	3%	0%	11%	0%	44%	15%	2%	100%
Womens' Basketball	2%	2%	4%	0%	20%	0%	55%	14%	2%	100%
Women's Golf	0%	0%	0%	0%	0%	0%	86%	14%	0%	100%
Women's Soccer	6%	6%	6%	0%	3%	0%	61%	12%	6%	100%
Women's Softball	3%	6%	12%	0%	3%	0%	61%	15%	0%	100%
Women's Tennis	0%	0%	0%	0%	0%	0%	0%	100%	0%	100%
Women's Track/CC	0%	13%	0%	0%	13%	0%	63%	13%	0%	100%
Women's Volleyball	13%	0%	0%	0%	4%	0%	67%	17%	0%	100%
<b>Women's Total</b>	5%	4%	5%	0%	9%	0%	61%	15%	2%	100%
<b>OKWU Total</b>	<b>11%</b>	<b>7%</b>	<b>4%</b>	<b>0%</b>	<b>10%</b>	<b>0%</b>	<b>51%</b>	<b>15%</b>	<b>2%</b>	<b>100%</b>

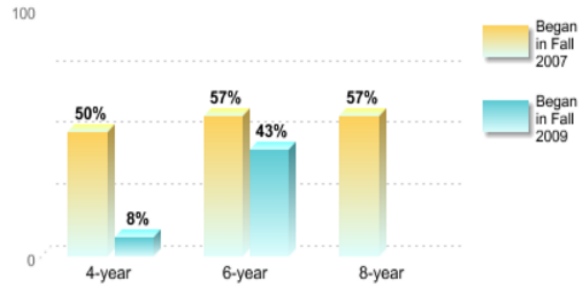
**Institutional Graduation Statistics as reported to IPEDS.**



## BACHELOR'S DEGREE GRADUATION RATES

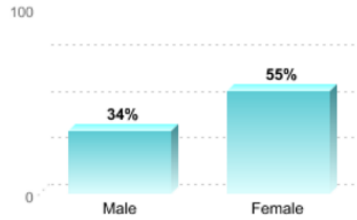
Bachelor's degree graduation rates measure the percentage of entering students beginning their studies full-time and are planning to get a bachelor's degree and who complete their degree program within a specified amount of time.

### GRADUATION RATES FOR STUDENTS PURSUING BACHELOR'S DEGREES



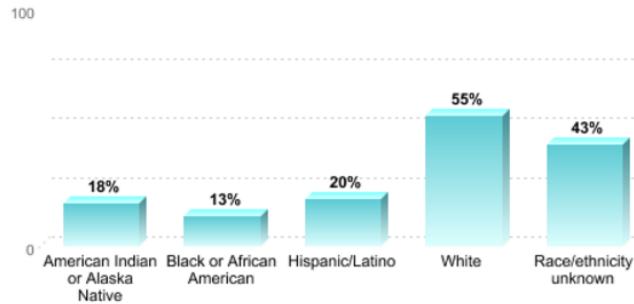
Percentage of Full-time, First-time Students Who Graduated in the Specified Amount of Time and Began in Fall 2007 or Fall 2009

### 6-YEAR GRADUATION RATE BY GENDER FOR STUDENTS PURSUING BACHELOR'S DEGREES



Percentage of Full-time, First-time Students Who Began Their Studies in Fall 2009 and Received a Degree or Award Within 150% of "Normal Time" to Completion for Their Program

### 6-YEAR GRADUATION RATE BY RACE/ETHNICITY FOR STUDENTS PURSUING BACHELOR'S DEGREES



Percentage of Full-time, First-time Students Who Began Their Studies in Fall 2009 and Received a Degree or Award Within 150% of "Normal Time" to Completion for Their Program

**Student-Athlete Graduation Statistics:** The table below reflects first-time, full-time student athletes who received an athletic award for the Fall 2010 cohort and is defined by sport, gender, and ethnicity.

	Non-Resident Alien	Hispanic/Latino	American Indian	Asian	Black or African American	Native Hawaiian	White	Two or More	Unknown	
Men's Baseball	*	*	*	*	*	*	29%	*	*	29%
Men's Basketball	*	*	*	*	*	*	63%	*	*	40%
Men's Golf	*	*	*	*	*	*	*	*	*	*
Men's Soccer	67%	*	*	*	*	*	29%	*	*	37%
Men's Tennis	*	*	*	*	*	*	*	*	*	*
Men's Track /CC	*	*	*	*	*	*	*	*	*	*
<b>Men's Total</b>	73%	50%	0%	*	11%	*	35%	*	*	36%
Women's Basketball	*	*	*	*	*	*	83%	*	*	63%
Women's Golf	*	*	*	*	*	*	*	*	*	*
Women's Soccer	*	*	*	*	*	*	57%	*	*	44%
Women's Softball	*	*	*	*	*	*	46%	*	*	44%
Women's Tennis	*	*	*	*	*	*	*	*	*	*
Women's Track/CC	*	*	*	*	*	*	*	*	*	*
Women's Volleyball	*	*	*	*	*	*	*	*	*	*
<b>Women's Total</b>	*	*	0%	*	*	*	53%	*	*	36%
<b>OKWU Total</b>	77%	44%	0%	*	11%	*	42%	*	*	36%

\*Data is not disclosed for a category in which the number of students is five or fewer.